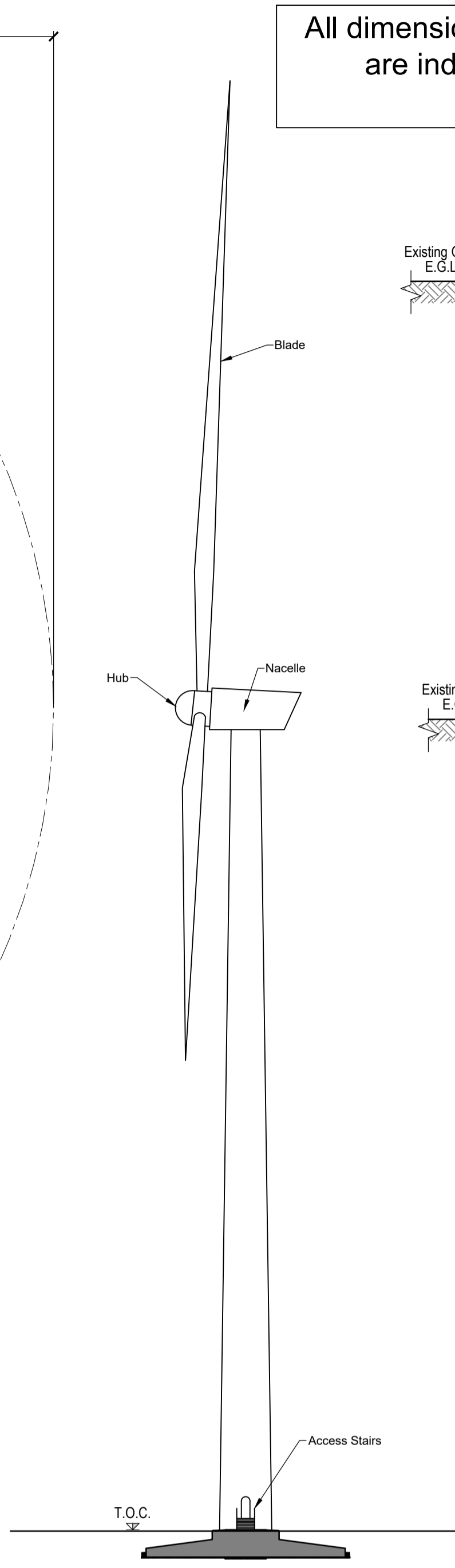
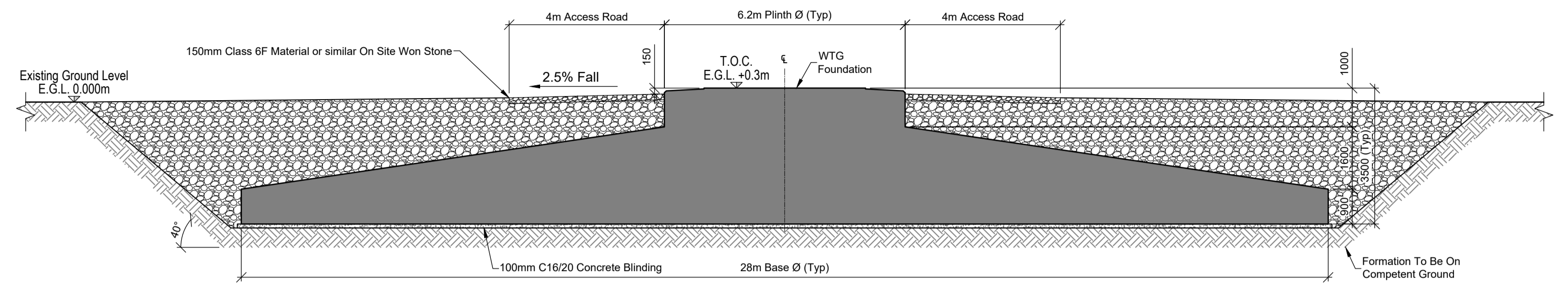


**Typical WTG Front Elevation**  
Scale 1:1,000

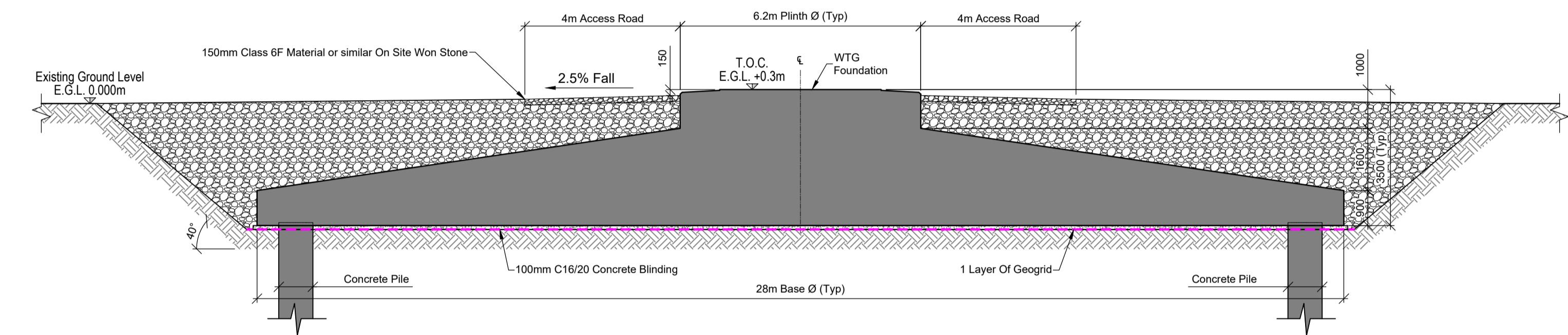


**Typical WTG Side Elevation**  
Scale 1:1,000

All dimensions and profiles of Turbine and Hardstand are indicative only. Specific design will be to manufacturer specification

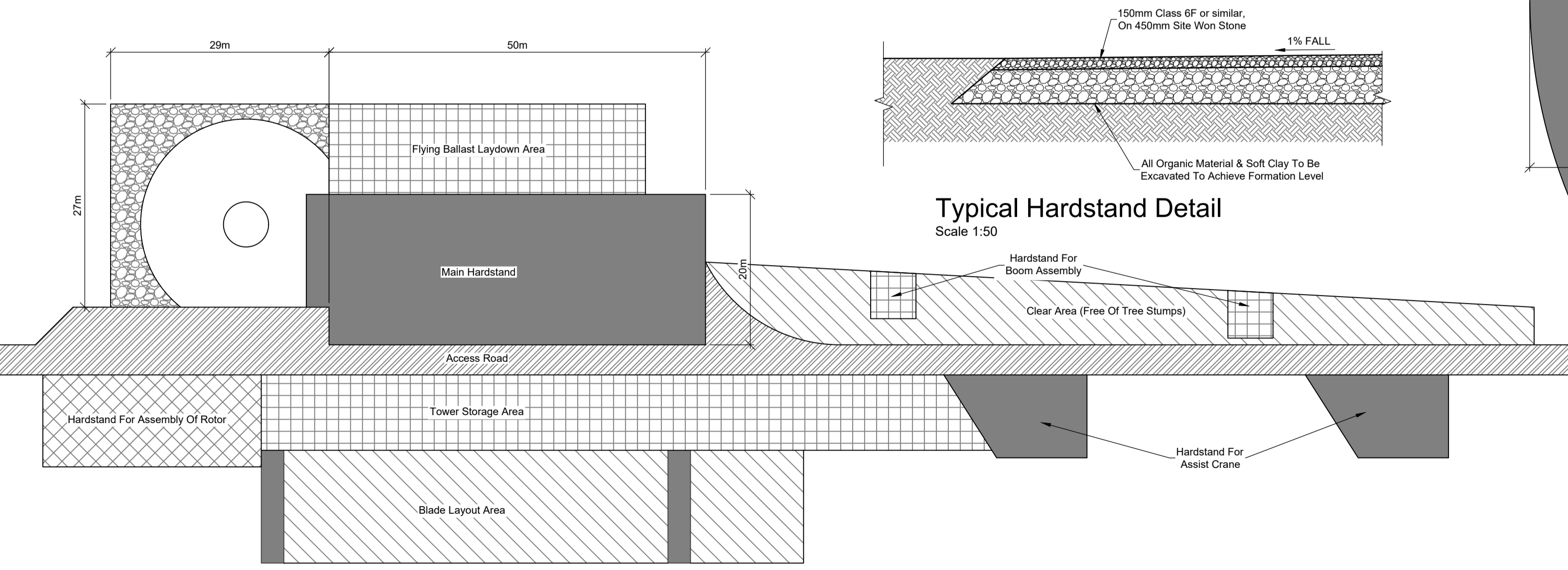


**Typical WTG Foundation Detail** Scale 1:100

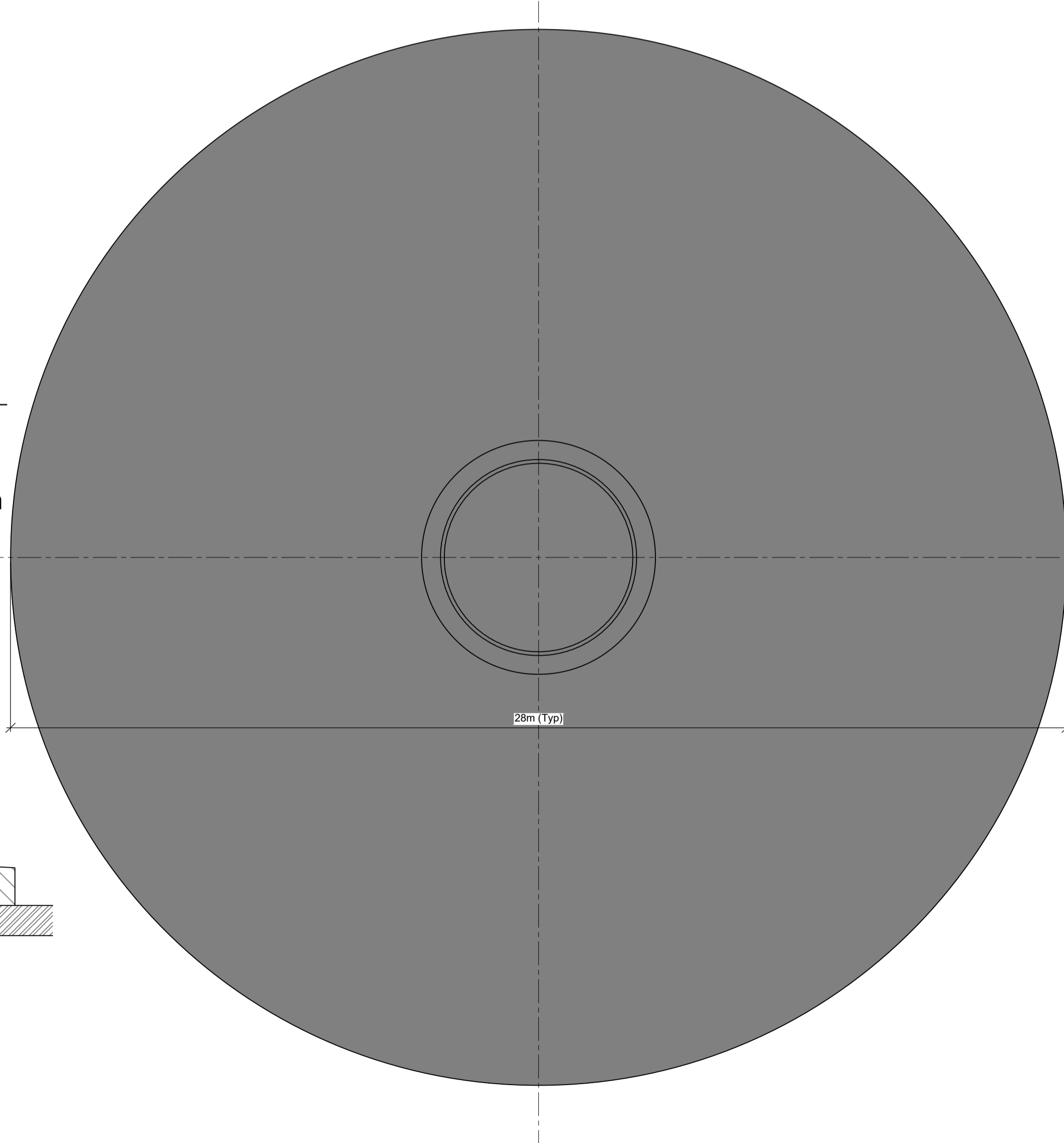


**Typical WTG Foundation Detail** Scale 1:100

Note  
 • TOC = Top Of Concrete  
 • WTG = Wind Turbine Generator



**Typical Hardstand Layout**  
Scale 1:500



**Plan View Of Typical WTG Foundation** Scale 1:100

DO NOT SCALE FROM THIS DRAWING. USE FIGURED DIMENSIONS IN ALL CASES. VERIFY DIMENSIONS ON SITE AND REPORT ANY DISCREPANCIES TO THE DESIGNERS IMMEDIATELY. THIS DRAWING IS COPYRIGHT AND MAY ONLY BE REPRODUCED WITH THE DESIGNERS PERMISSION.

- NOTES:**
- ALL DRAWINGS ARE TO BE READ IN CONJUNCTION WITH ALL RELEVANT SPECIFICATIONS, BILLS OF QUANTITIES, ARCHITECTURAL SERVICES AND ENGINEERING DRAWINGS.
  - ALL LEVELS ARE IN METRES RELATED TO ORDNANCE DATUM MALIN HEAD.
  - ANY DISCREPANCIES BETWEEN THESE DOCUMENTS SHALL BE BROUGHT TO THE ATTENTION OF THE ENGINEER.
  - DRAWINGS ARE NOT TO BE SCALED.
  - ALL DIMENSIONS ARE IN MILLIMETRES, UNLESS NOTED OTHERWISE.
  - THE FINALISED LAYOUT MAY BE SUBJECT TO MICRO-SITING DUE TO UNFORESEEN GROUND CONDITIONS. THE EXTENT OF FLEXIBILITY WILL BE SITE SPECIFIC AND SHOULD GENERALLY NOT EXTEND BEYOND 20 METRES.
  - PROPOSED WIND TURBINES TO HAVE A MAXIMUM GROUND TO BLADE TIP HEIGHT OF UP TO 167.5M.
  - EXACT MAKE AND MODEL OF THE TURBINE TO BE DICTATED BY A COMPETITIVE TENDER PROCESS.

**REFERENCE DRAWINGS:**  
 DRAWING No. 19715-MWP-00-00-DR-C-5005 Proposed Site Layout - Master Sheet

REV	DATE	ISSUED FOR PLANNING	DESCRIPTION	BY	APP
P01	11.02.2020	ISSUED FOR PLANNING		JK	ED

PROJECT: Drumnahough Wind Farm  
 TITLE: Typical Turbine, Foundation And Hardstand Details  
 CLIENT: Drumnahough Wind Farm DAC

**Malachy Walsh and Partners**  
 Engineering and Environmental Consultants  
 Cork | Tralee | London | Limerick

Reen Point,  
 Blennerville,  
 Tralee,  
 Co. Kerry,  
 V92 X2TK

Tel: +353 (0) 66 7123404  
 Fax: +353 (0) 66 7125586  
 E-mail: tralee@mwp.ie  
 Web: www.mwp.ie

DRAWN: JK	CHECKED: PC	APPROVED: PC
DATE: May 2020	SCALE @ A1: As Shown	
PROJECT NUMBER: 19715	DRAWING STATUS: S2	
DRAWING NUMBER: 19715-MWP-00-00-DR-C-5401	REV: P01	